



# Rheology

**Unit Objective - Student should able to understand the flow properties of various types of Liquids .**

**V M Waghulkar ( M.Pharma.,D.B.M )  
Asst.Prof., Dept. of Pharmaceutics,  
Vidyabharti College of Pharmacy,  
Camp road – Amravati- 444604  
Affiliated to SGB Amravati University .  
Email- vijaywaghulkar@gmail.com**

# CONTENTS

1. Definition and fundamentals.
2. Newtonian and Non-Newtonian Flows.
3. Thixotropic Behaviors.
4. Instrumentation.
5. Pharmaceutical Applications.
6. Viscoelasticity, Rheology of solids.
7. References.

# Definition of Rheology

- Rheo means to flow , logy means science deals with
- Rheology is the science/physics that concerns with the flow of liquids and the deformation of solids.
- Study of flow properties of liquids is important for pharmacist working in the manufacture of several dosage forms, viz., simple liquids, gels, ointments, creams, and pastes.
- These systems change their flow behavior when exposed to different stress conditions.

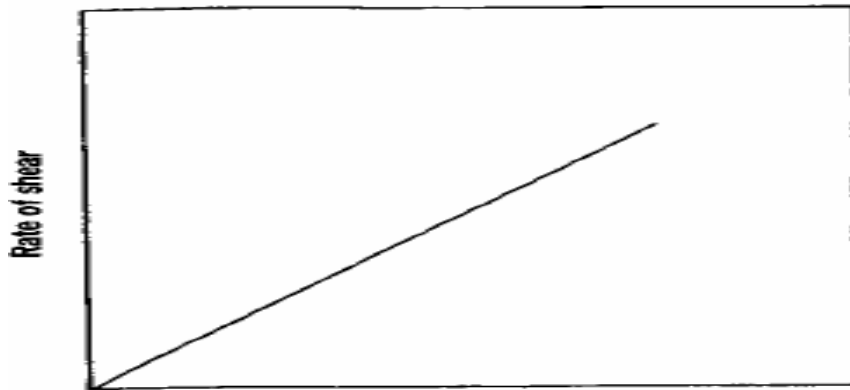
# Non-Newtonian Flow

- Non - Newtonian bodies are those substances, which fail to follow Newton's law i.e. liquid & solid , heterogeneous dispersions such as colloidal solutions, emulsions, liquid suspensions and ointments.

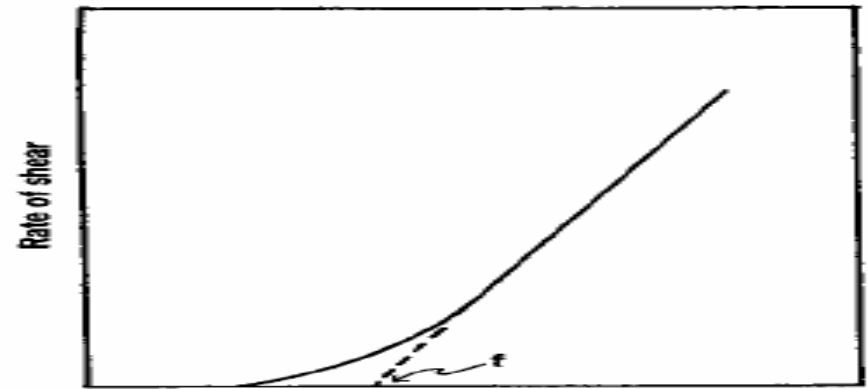
They are classified into 3 types of flow:

- Plastic.
- Pseudoplastic.
- Dilatant.

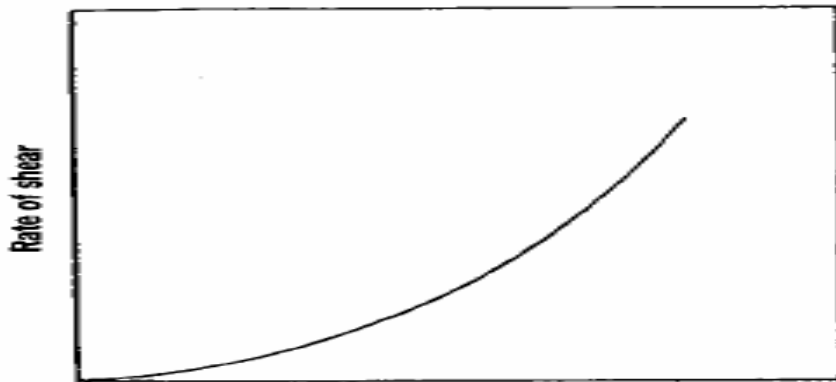
# Rheograms of different fluids




(a) Newtonian flow



(b) Simple plastic flow



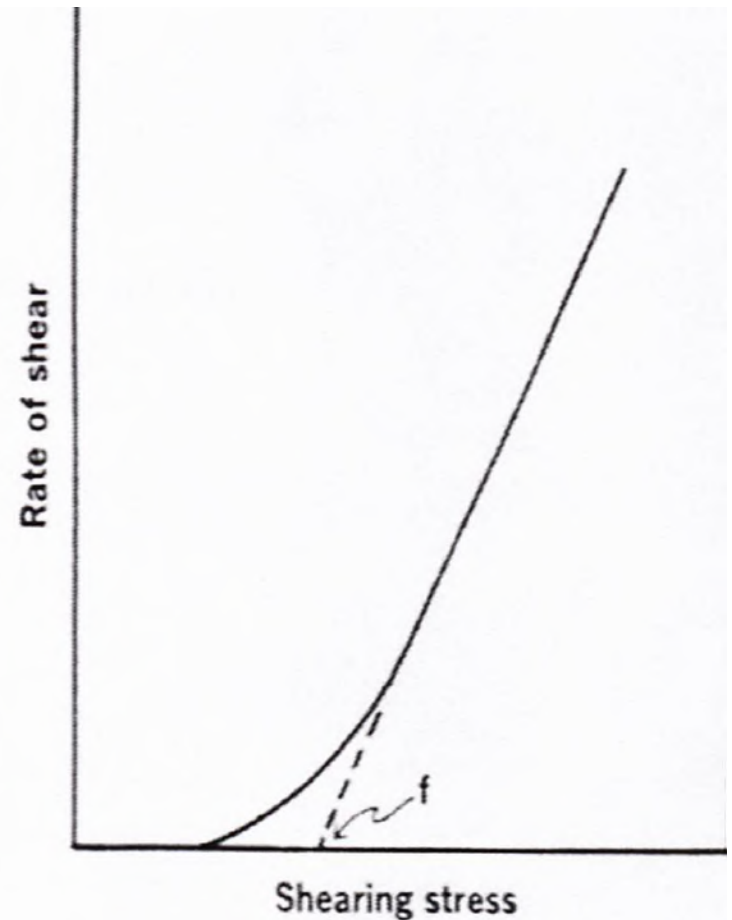
(c) Simple pseudoplastic flow



(d) Dilatant flow

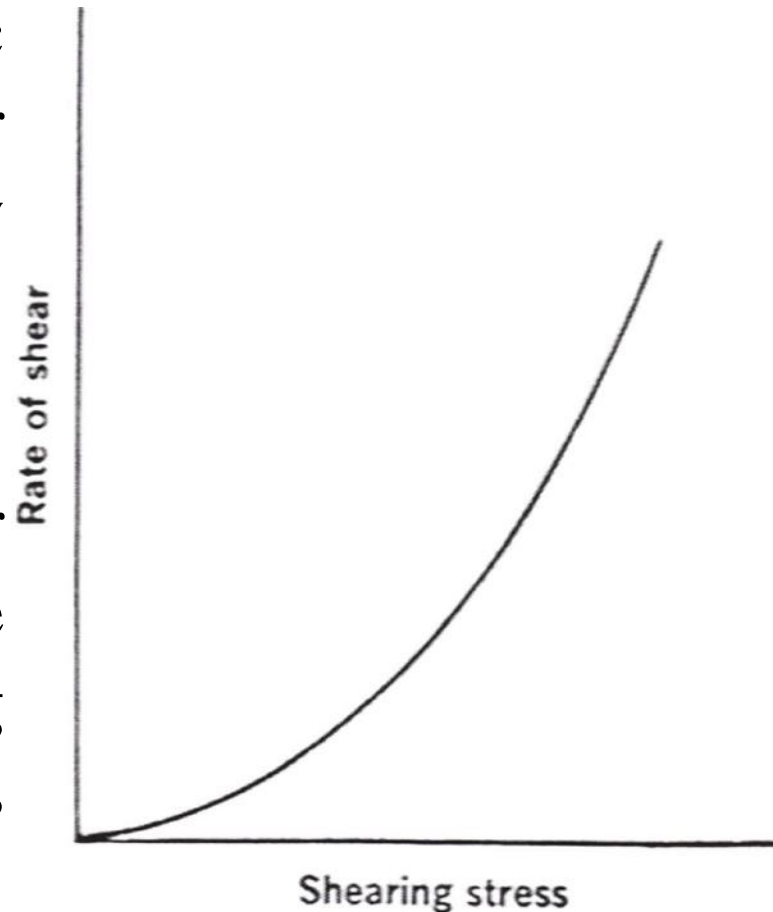
# Plastic Flow

- The plastic flow curve does not pass through the origin & it intersects the shearing stress axis (or will if the straight part of the curve is extrapolated to the axis) at a particular point referred to as *yield value*. (f).



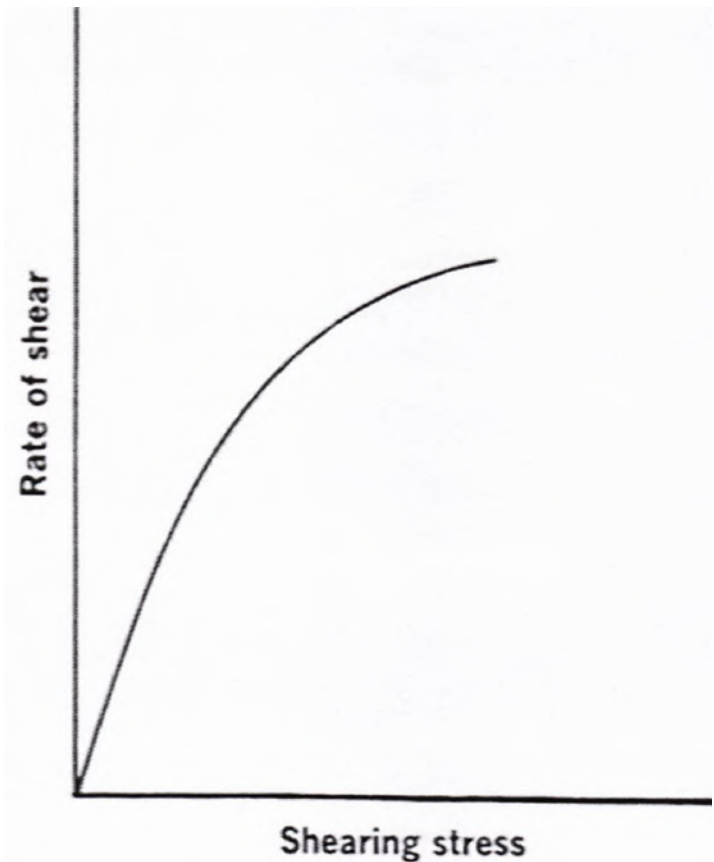
# Pseudoplastic Flow

- The curve for a pseudoplastic material begins at the origin (or at least approaches it at low rates of shear).
- The curved rheogram for pseudoplastic materials is due to shearing action on the long chain molecules of materials such as linear polymers.



# Dilatant Flow

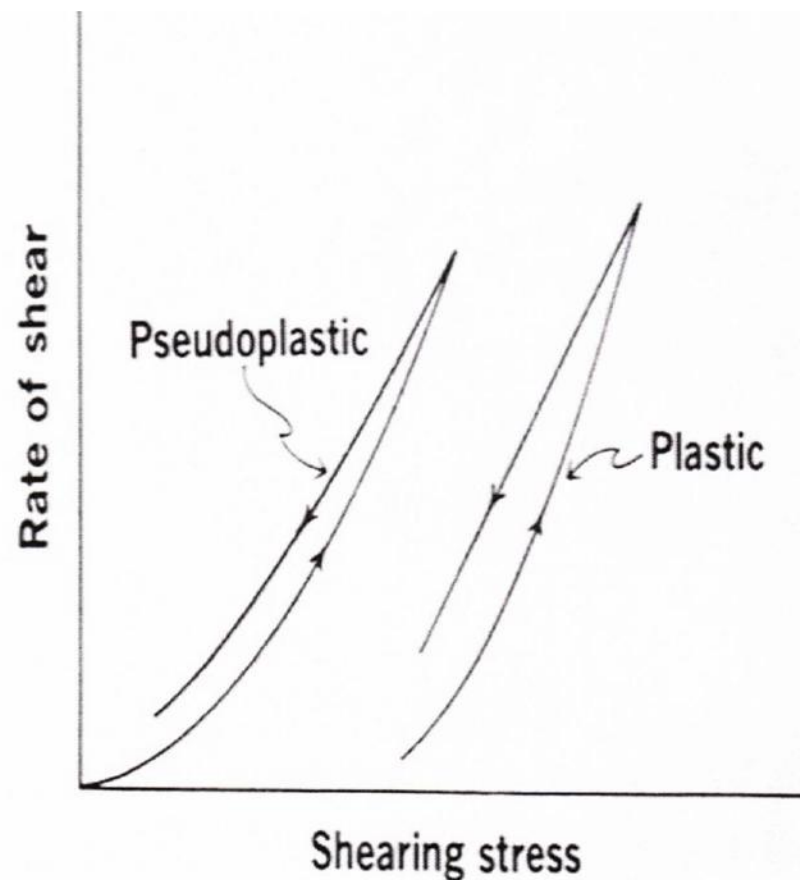
- Certain suspensions with a high percentage of dispersed solids exhibit an increase in resistance to flow with increasing rates of shear.
- Such systems actually increase in volume when sheared & are called dilatant.
- Dilatant materials "shear thickening systems."
- When the stress is removed, a dilatant system returns to its original state of fluidity.





# Thixotropic Behaviors

- ♣ It is a comparatively slow recovery, on standing of a material which lost its consistency through shearing."
- ♣ Thixotropy is only applied to shear-thinning systems. This indicates a breakdown of structure (shear-thinning), which does not reform immediately when the stress is removed or reduced .



# Instrumentation

## Viscometer

### **Single/One point:**

At a single rate of shear one point on the curve

### **Multipoint:**

Several rates of shear many points on the curve

### **Equipment:**

- 1) Ostwald viscometer
- 2) Falling sphere viscometer

### **Equipment:**

- 1) Cup and bob
- 2) Cone and plate

### **Applications:**

- Newtonian fluids

### **Applications:**

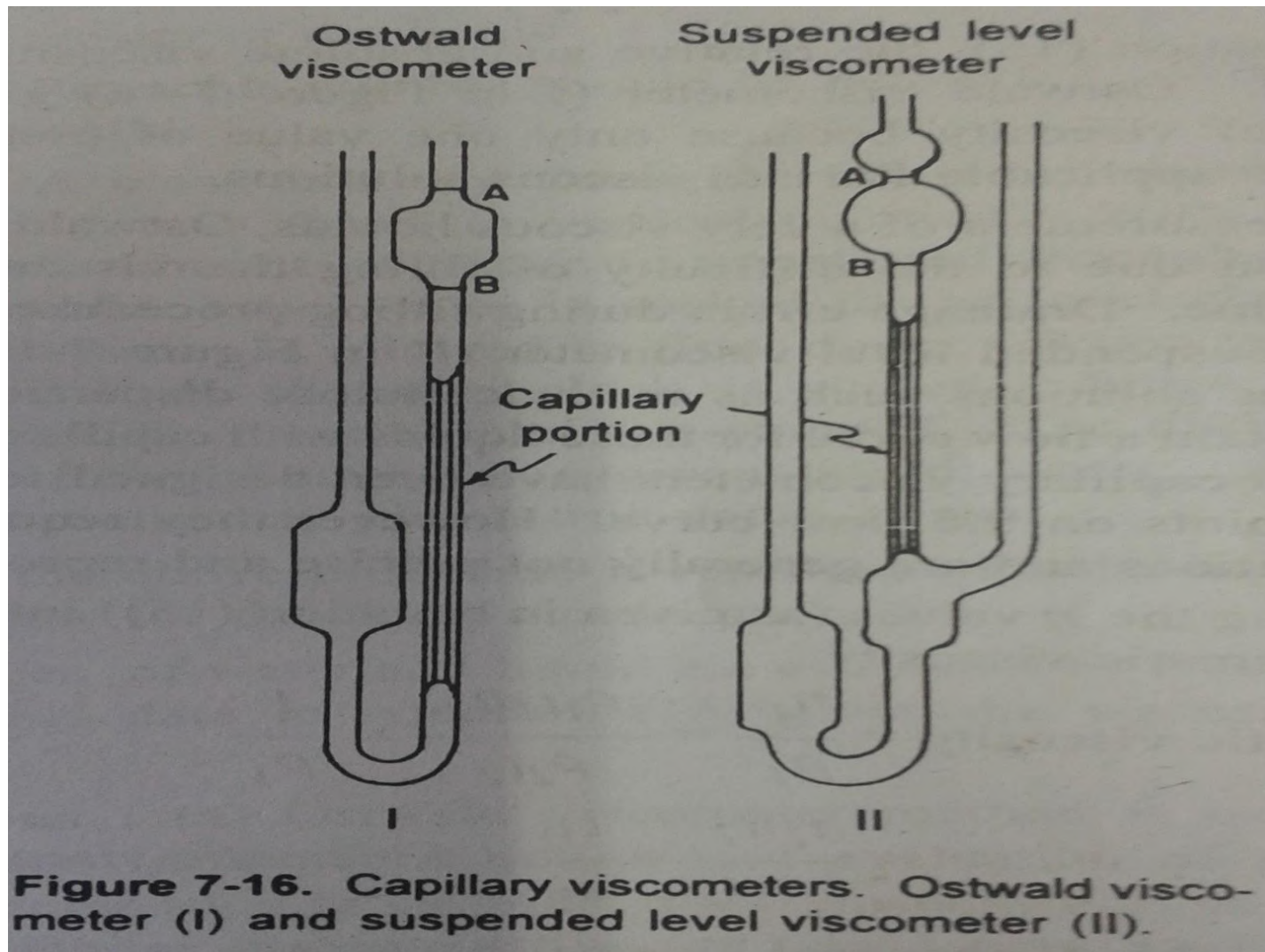
- Non-Newtonian fluids
- Newtonian fluids

# Instrumentation

## “One point” instruments

- Provide a single point on the rheogram.
- Extrapolation of a line through this point to the origin will result in the complete rheogram.
- Used for Newtonian fluids.
- Since the rate of shear is directly proportional to the shearing stress.
- The capillary and falling sphere are for use only with Newtonian materials.

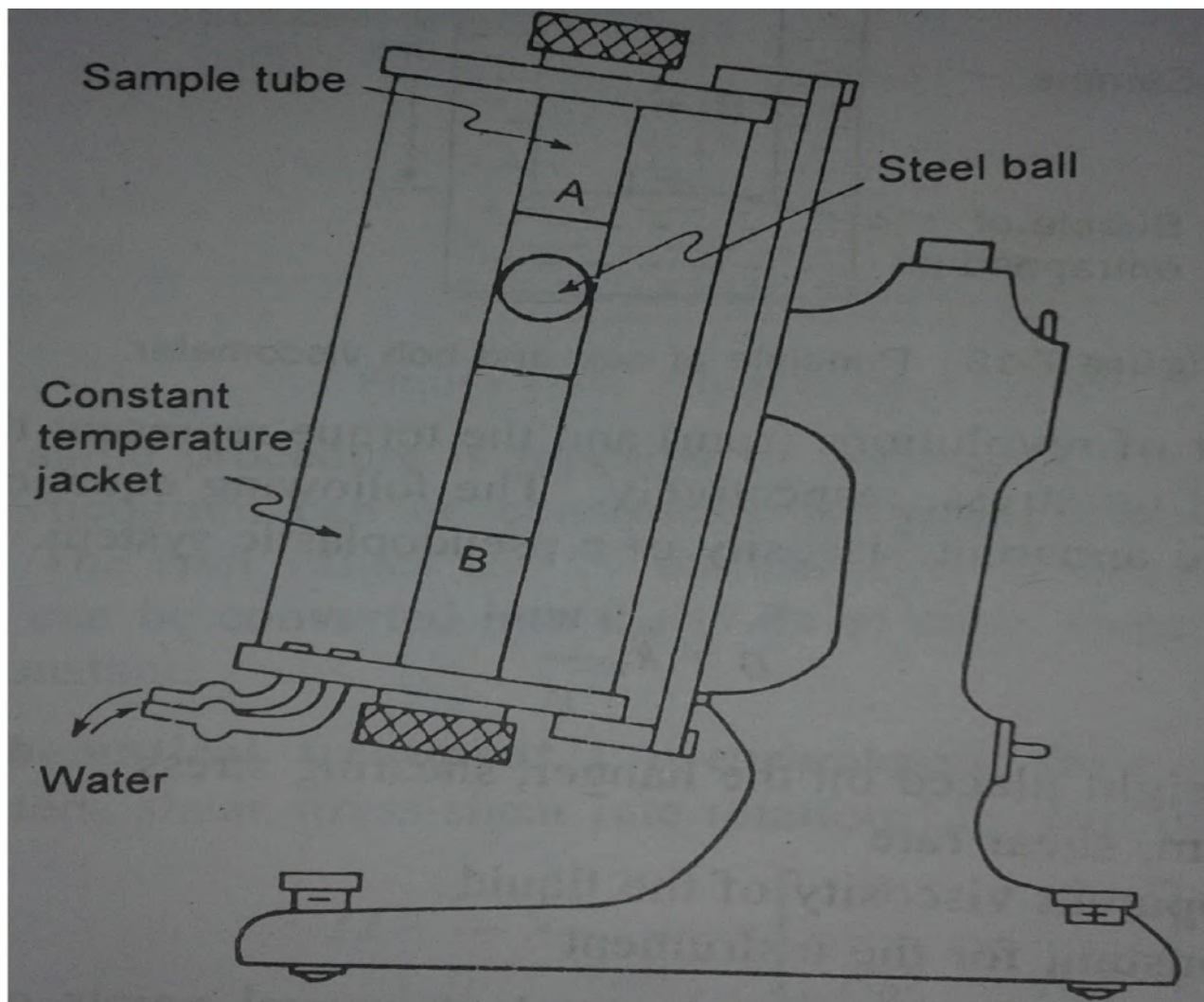
# Ostwald Viscometer



# Ostwald Viscometer

- Ostwald viscometer is used to determine the viscosity of a Newtonian liquid. Both dynamic and kinematic viscosities can be obtained.
- When a liquid flows by gravity, the time required for the liquid to pass between two marks (A and B shown in Figure) through a vertical capillary tube is determined.

# Falling Sphere Viscometer



# Falling Sphere Viscometer

- The sample & ball are placed in the inner glass tube & allowed to reach temperature equilibrium with the water in the surrounding constant temperature jacket.
- The tube & jacket are then inverted, which effectively places the ball at the top of the inner glass tube.
- The time for the ball to fall between two marks is accurately measured & repeated several times.

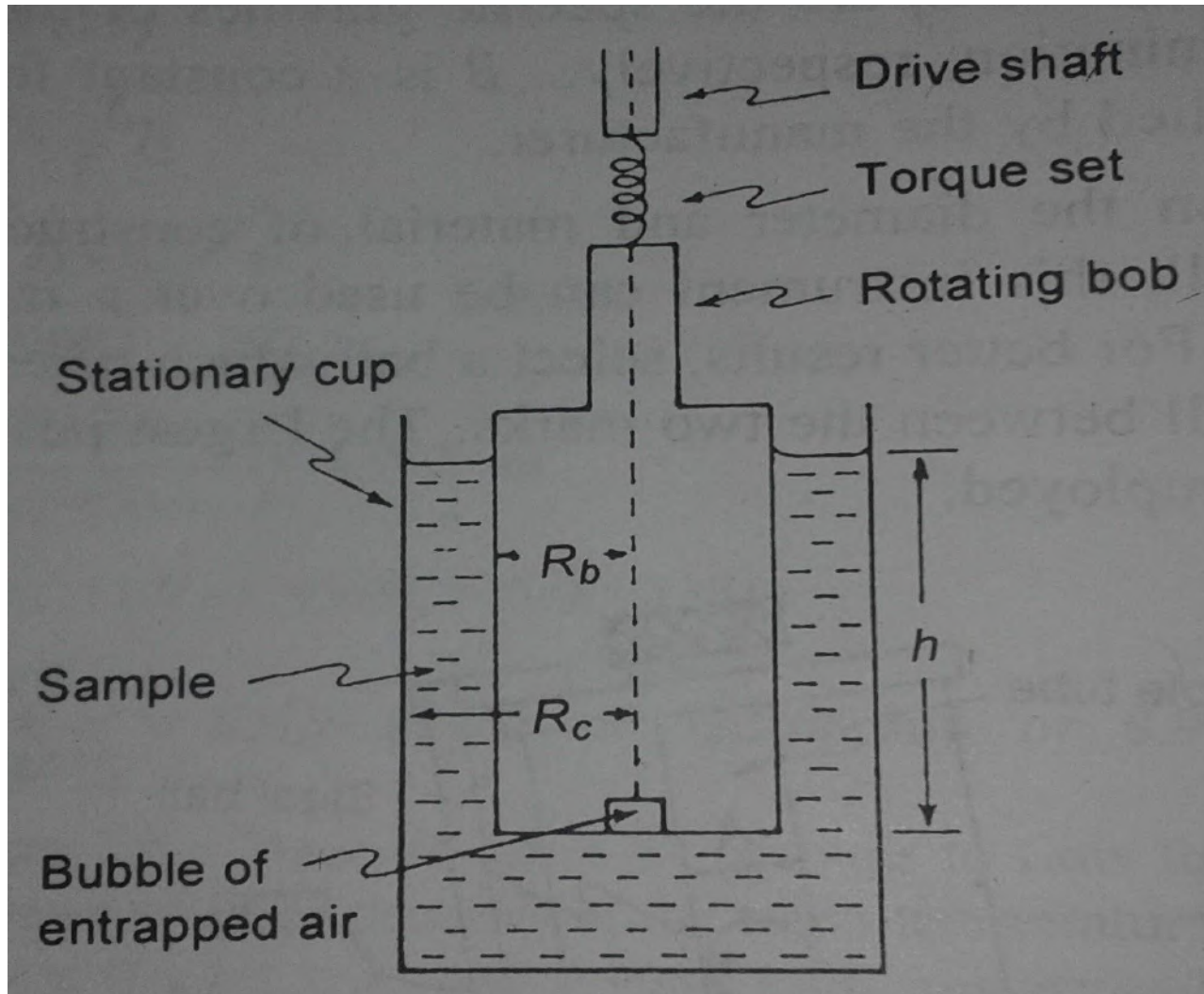
# Instrumentation

## “Multi-point” instruments

- Used with non-Newtonian systems.
- The instrumentation used must be able to operate at a variety of rates of shear.
- Cup and Bob , Cone and Plate viscometers may be used with both types of flow system.



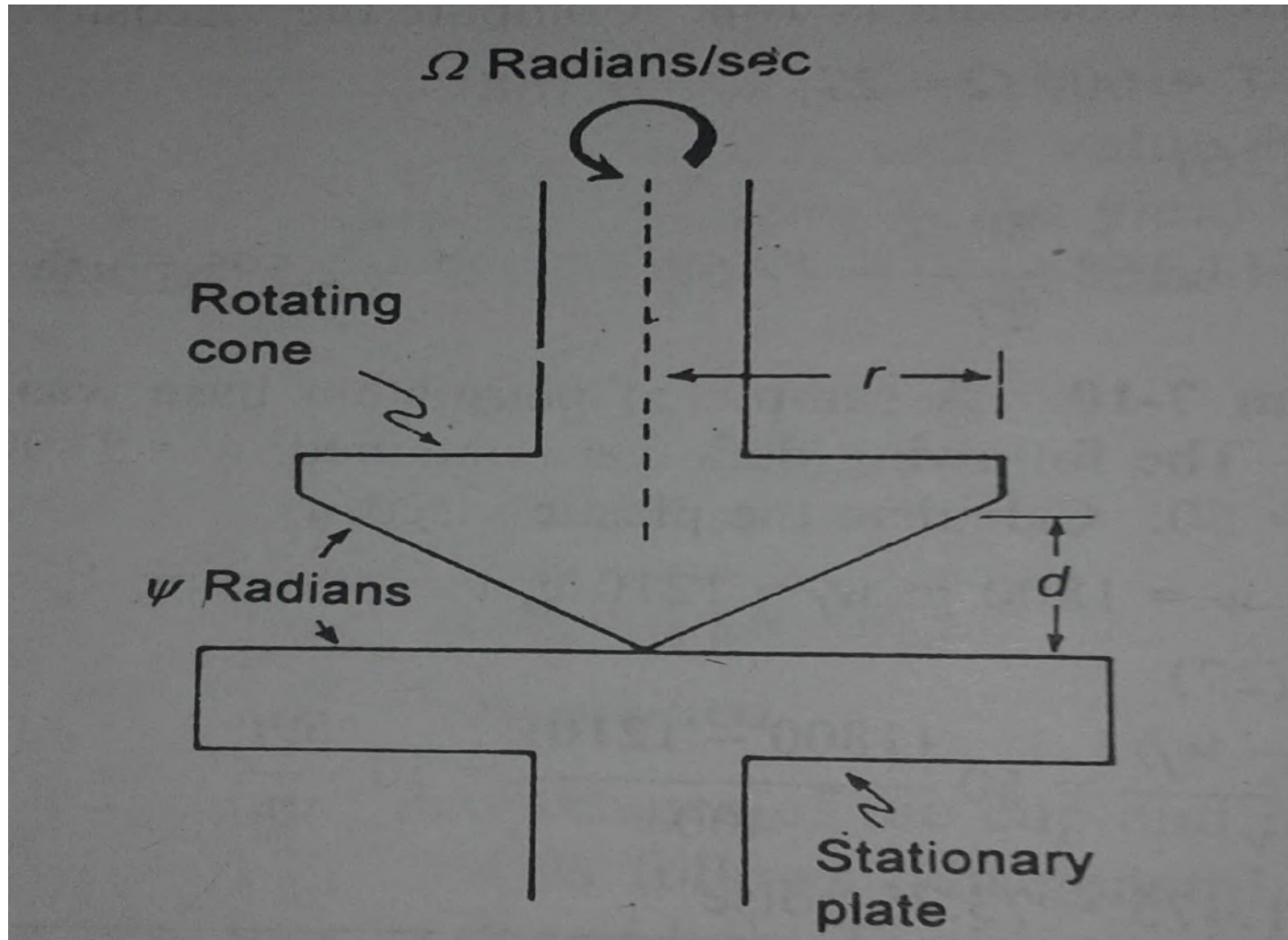
# Cup and Bob Viscometer



# Cup and Bob Viscometer

- This is a multipoint viscometer and belongs to the category of rotational viscometers.
- The sample is placed in the cup and the bob is placed in the cup up-to an appropriate height.
- The sample is accommodated between the gap of cup and bob.
- Cup or bob is made to rotate and the torque (shearing stress) from the viscous drag is measured by a spring or sensor in the drive of the bob.

# Cone and Plate Viscometer



# Cone and Plate Viscometer

- The sample is placed at the center of the plate which is then raised into position under the cone.
- The cone is driven by a variable speed motor & the sample is sheared in the narrow gap between the stationary plate and the rotating cone.
- The rate of shear in rev./min. is increased & decreased by a selector dial & the torque (shearing stress) produced on the cone is read on the indicator scale.
- A plot of rpm or rate of shear versus scale reading (shearing stress) may be plotted.

# Pharmaceutical Applications

1. The viscosity of creams and lotions may affect the rate of absorption of the products by the skin.
2. A greater release of active ingredients is generally possible from the softer, less viscous bases.
3. The viscosity of semi-solid products may affect absorption of these topical products due to the effect of viscosity on the rate of diffusion of the active ingredients.
4. The rate of absorption of an ordinary suspension differs from thixotropic suspension.
5. Thixotropy is useful in the formulation of pharmaceutical suspensions and emulsions. They must be poured easily from containers (low viscosity)

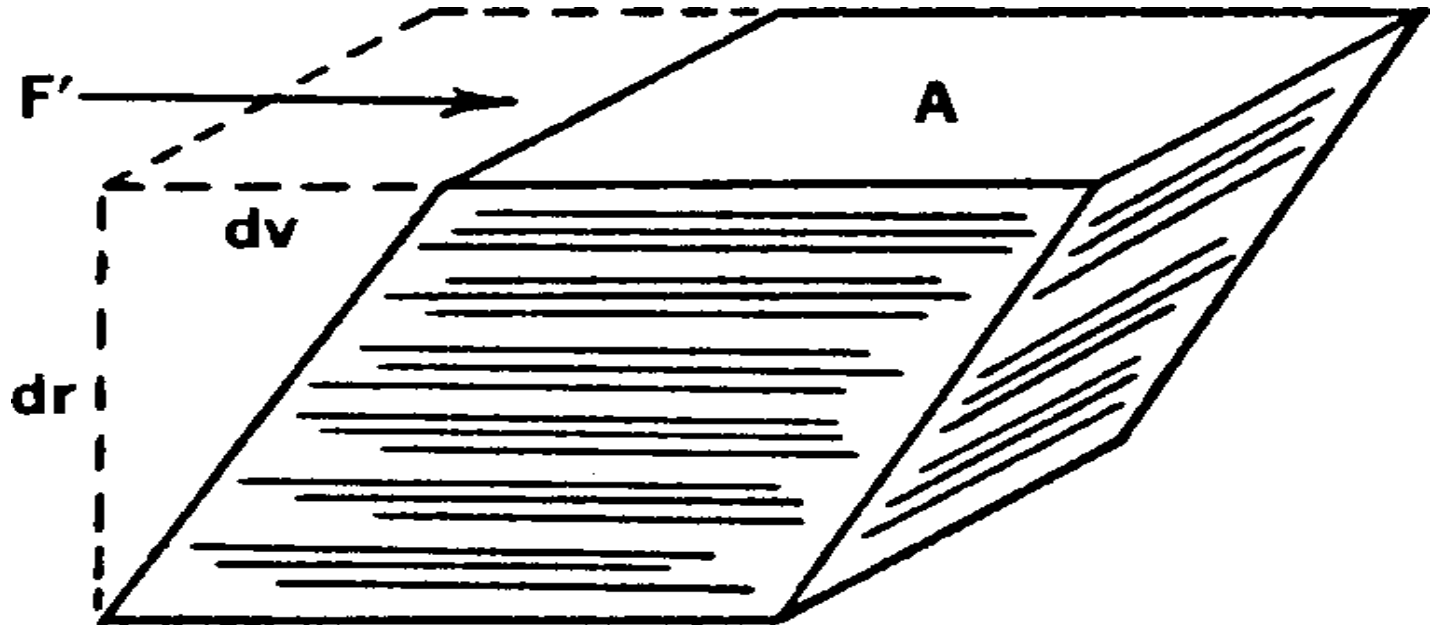
# Viscoelasticity

- Viscoelasticity is the property of materials that exhibit both viscous and elastic characteristics when undergoing deformation. Viscous materials, like honey, resist shear flow and strain linearly with time when a stress is applied.

# Viscoelasticity

1. With cone-plate geometry the sample appears to 'roll up' and at high shear rates and is ejected from the gap.
2. With concentric cylinder geometry the sample will climb up the spindle of the rotating inner cylinder (Weissenberg effect).

# Rheology of solids



**Representation of flow of solid**



# THANK YOU

**E-mail: [vijaywaghulkar@gmail.com](mailto:vijaywaghulkar@gmail.com)**