




Curriculum Vitae

Anuj A. Deshmukh


 Anuj A Deshmukh,
“Matru Chhaya”,
Radhanagar,
Amravati. 444603.
(M.S) India.

E-mail:deshmukhanuj@rediffmail.com

 07212-2666001

 +91-9860442489



OBJECTIVE

 Seeking a challenging position in the field of academics where my skills, knowledge, intelligence, reasoning and coordination abilities will play a leading role for the development of the institution.

ACADEMIC PROFILE

[Highest Education]	M. Pharmacy
Percentage	71.22%
Field of Study	Pharmacognosy
Name of Institution	University Department of Pharmaceutical Sciences, Nagpur.
University	R. T. M. Nagpur University
[2 nd Highest Education]	B. Pharmacy
Percentage	62.85%
Completed date	June 2004
Name of Institution	N. D. M. V. P. Samaj's College of Pharmacy, Nashik.
University	Pune University

EXPERIENCE

-  Lecturer in Agnihotri College of Pharmacy, Wardha. (Maharashtra) for a year.
-  Working as a Lecturer in Vidyabharati College of Pharmacy, Amravati. from Dec 2007

ACHIEVEMENTS

- ✚ Awarded Junior Research Fellowship by AICTE, New Delhi for the academic year 2004-2005 and 2005-2006.
- ✚ Qualified GATE-2004 with **97.72** percentile score.

M. PHARM RESEARCH PROJECT

Topic of Thesis: “Isolation and Pharmacognostics Standardization of Lutein and its *In vitro* Study on Chemoprophylaxis of Cancer.”

Research Supervisor: Dr. P. R. Itankar, Lecturer in Pharmacognosy, UDPS, Nagpur.

Research Abstract: Flower petals of *Tagetes patula* (Compositae) commonly known as *Zandu* and *French Marigold* may contain Lutein, which is reported to be present in marigold flower petals. Successive extraction of flower petals with different solvents, saponification of the extracts, UV, TLC and HPTLC study of all the extracts and saponified extracts and comparison with authentic lutein revealed that lutein is present in some extracts. Antimitotic activity of isolated lutein was studied on the root tips of onion (*Allium cepa*) and the root tips were studied for root length, microscopically for mitotic phases and cytological aberration.

INDUSTRIAL TRAINING/WORKSHOP PROGRAMME

- ✚ One month practical training in Stores, Production (Tablets, Capsules and Liquids) and Q.C. Departments at Maxheal Pharmaceuticals, M.I.D.C., Satpur Industrial Area, Nashik. M.S.-422007 from 5th Jun 2003.
- ✚ Training Programme on Intellectual Property Rights sponsored by Intellectual Property Training Institute, Nagpur, Department of Industrial Policy & Promotion, Ministry of Commerce & Industry, Government of India from 8th Feb 2005.
- ✚ Attended the workshop on “Spectroscopy” sponsored by UGC and organized by Department of chemistry, The Institute of Science, Mumbai-400032 from 23rd Feb 2006.

PARTICIPATION

✚ Participated as Delegate in the 10th National APTI Convention held on 17th –18th October 2005 at Department of Pharmaceutical Sciences, R. T. M. Nagpur University, Nagpur.

RESEARCH PRESENTATIONS

✚ Presented a poster entitled “*Butea Monosperma*, A Powerful Medicinal Plant in the Arsenal of Ayurveda.” In 10th APTI National Convention held on 17th –18th October 2005 at Department of Pharmaceutical Sciences, R. T. M. Nagpur University, Nagpur.

✚ Participated in the Poster Exhibition annual social gathering held during 2004- 2005 at Chemical Society, Chemistry Department, Nagpur University, Nagpur.

PERSONAL DETAILS

✚ Date of Birth	30 th Jan. 1981
✚ Gender	Male
✚ Marital Status	Unmarried
✚ Languages Known	English, Hindi & Marathi

INTEREST AND ACTIVITY

✚ Participated in the Debate Competition Annual social gathering held during 2004-2005 at Chemical Society, Chemistry Department, Nagpur University, Nagpur.

✚ Handling computer software

✚ Listening music

✚ Playing Table Tennis

REFERENCES

1. Dr. P. R. Itankar
Lecturer

Department of Pharmaceutical Science,
R.T.M Nagpur University, Nagpur.

☎ (Office) +91-0712-2500355

☎ +91-9422127177

E-mail: pri_200672@rediffmail.com

2. Dr. S.C. Pal
Lecturer

N. D. M. V. P. S. College of Pharmacy,
Gangapur Road, Nashik.

☎ (Resi.) +91-0253-2310939